

ANNUAL ENERGY REPORT

‘Energetikai szakreferens’ Energy Specialist Service 2019

GTKB Kft. - Bajai telephely



Energy specialist: Wattmanager Kft.
Location address: 2131 Göd, Rómaiak útja 8., Hungary
Tax number of energy specialist: 25875197213

Certificate of a natural person who is qualified as an energy specialist,

Zoltán BARANYÁK

Energy specialist exam number: EA-1/2017/1

Norbert ZALAI

Energy specialist exam number: EA-1/2017/10

2015 LVII. Act on Energy Efficiency and 122/2015. (V. 26.) on the implementation of the Law on Energy Efficiency

Name of the obliged body:

GTKB Kft. - Bajai telephely

Location of the obliged body:

6500 Baja, Kölcsey Ferenc u. 31.

Tax number of the obliged body:

14006016242

Principal activity of the obliged body:

Manufacture of other electrical equipment

Table of contents

[Introduction](#)

[Consumption data](#)

[Annual change in consumption data by source](#)

[Annual primary energy consumption](#)

[Annual CO2 emission](#)

[Energy Efficiency Actions](#)

Introduction

This document is created according to the 122/2015. (V.26) Government Decree 7 / A. Section (e) of the Act on Energy Regulatory Entity. The annual report contains the energy savings achieved by the implemented energy efficiency improvements and implemented operational solutions based on the monthly reports that have been prepared for the year **2019**.

Consumption data

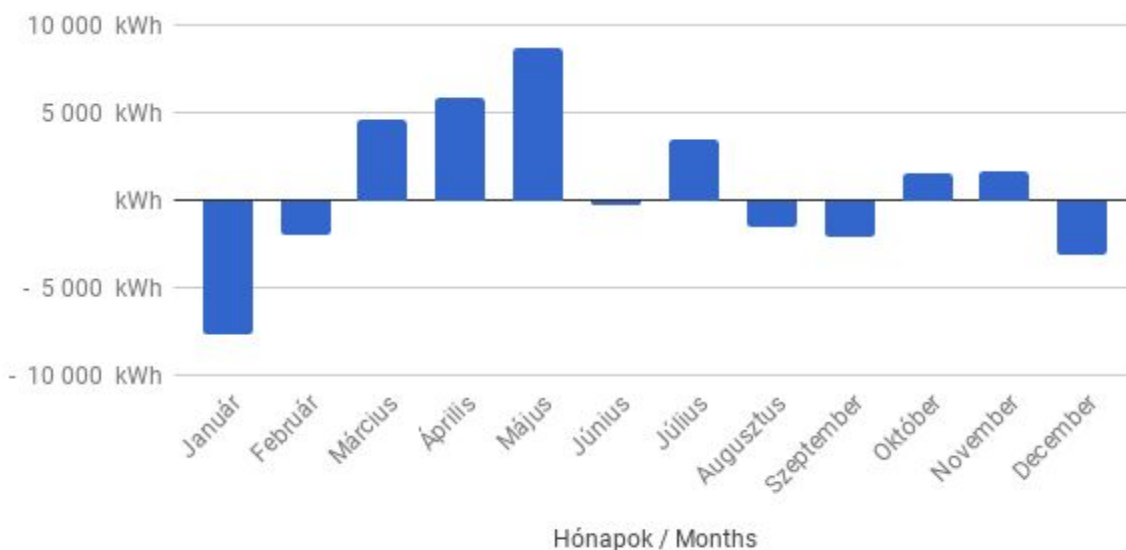
Consumption data of the entity by energy source for the year of 2019:

Annual change in consumption data by source

Changes are reported in the relation to the year of 2018

Electricity consumption

Villamos energia - referencia év és tárgyév fogyasztásának különbsége (kWh)



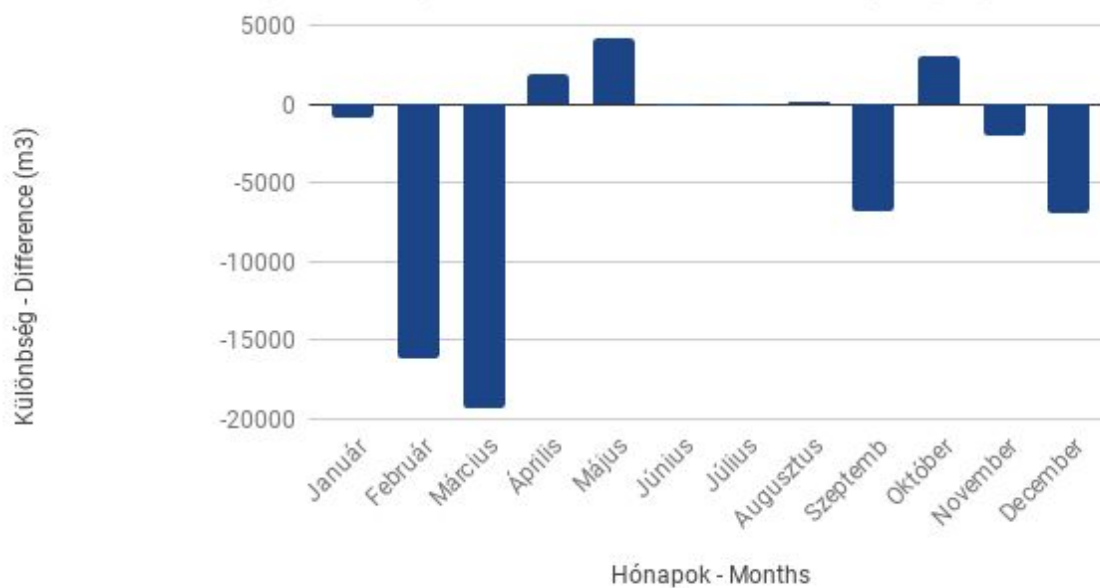
Difference between 2018 and 2019:

9 348 kWh

Natural gas consumption

Földgáz - referencia év és tárgyév fogyasztásának különbsége (m3)

Difference in natural gas consumption between reference and current year (m3)

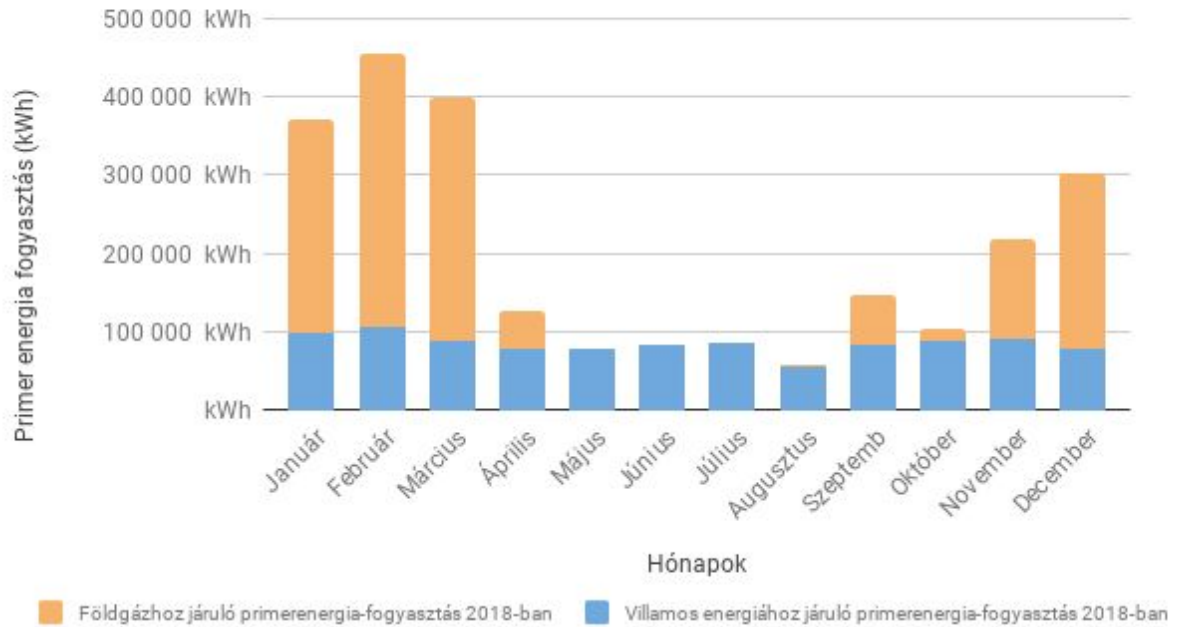


Difference between 2018 and 2019:

- 42 487 m3

Annual primary energy consumption

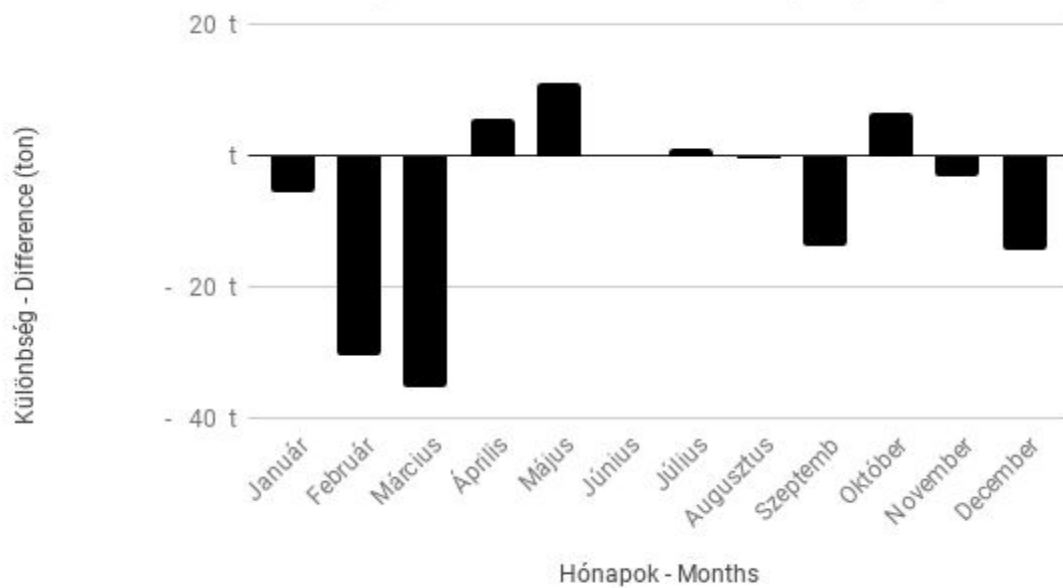
Primerenergia-fogyasztás - referencia év



Annual CO₂ emission

CO₂ kibocsátás változás - referencia és tárgyév különbsége (tonna)

CO₂ emission difference - comparison of reference and current year (tonnes)



Difference between 2018 and 2019:

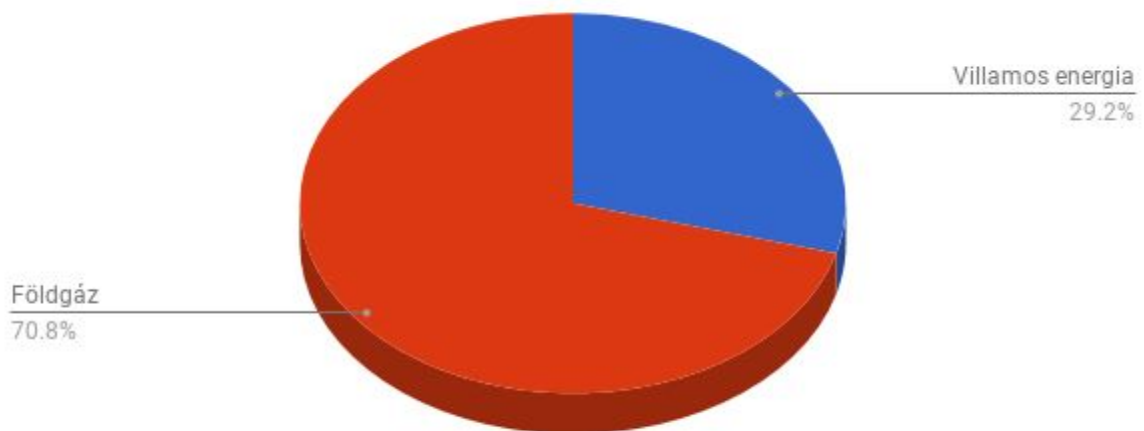
- **78 t reduction**

Energymix

Share of energy sources in 2019:

Energiamix

Energymix



Energy Efficiency Actions

The energy efficiency improvements implemented by the enterprise in the current year, which result in measurable or calculated energy savings, were as follows:

Building 6: heating system modernization, door and window modernization

Building 8: door and window modernization, replacement of rooflights with insulation panels

Energy saving due to energy efficiency actions in primary energy by calculations and measurements:

81,680 kWh

The annual report was created according to the ["2015" LVII. Act on Energy Efficiency](#)" and ["122/2015. \(V.26.\) Government Decree on the Implementation of the Law on Energy Efficiency"](#).

Wattmanager Kft.



Zoltan BARANYAK,
Energy specialist, Energetikai szakreferens,
EA-1/2017/1

2020-05-14



Norbert ZALAI
Energy specialist, Energetikai szakreferens,
EA-1/2017/10

2020-05-14